

WuduMate Squat Toilet



Specification Sheet (Metric)



Illustrated

WuduMate Squat Toilet
Product Code: WM-SQUAT

Weight

Net: c.15 kg
Gross: c.17 kg

Material

Vitreous china

Colour

White

Included

WuduMate Squat Toilet
Dual Flush Cistern
Downpipes and Connections

Frequent Applications

• Municipal • Education • Healthcare • Offices • Mosques.

Associated Products

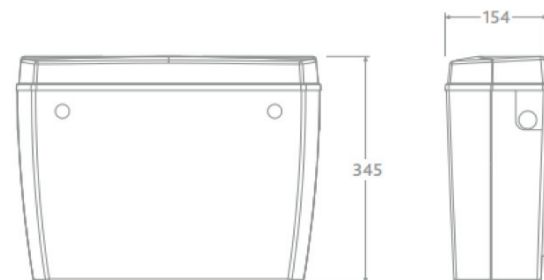
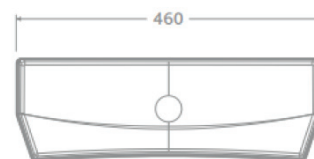

Hybrid Toilet

Turkish Toilet

WuduMate Compact for use in the home and where space is limited

WuduMate Classic for medium use applications, including prayer rooms and multifaith rooms in commercial buildings.

Wudumate Modular for high usage applications including mosques and commercial buildings.



All dimensions in mm

The information in this specification sheet reflects the current technical specifications at the time of print. We reserve the right to change the technical or physical specifications without prior notice. All WuduMate images and symbols are exclusive property of Specialist Washing Co. Specialist Washing Co. accept no liability for loss or damage caused by improper installation. Any reproduction or retransmission or republication of any part of this specification sheet is strictly prohibited, unless prior written permission has been granted by Specialist Washing Co, E&OE.

WuduMate



+44 (0)1784 748080 • info@wudumate.com